

Application Form for Coastal Modification (AP-2)

Guideline

Following documents should be submitted along with the AP-2 application form. If we received application form without these documents application shall be considered as incomplete and will be returned to the developer. All fields in the Application form itself should be properly filled.

1. PROJECT BRIEF

Project brief is one of the important documents that explain project details and justification which would be very helpful for taking project based decisions.


Project brief should not be more than 3 pages of A4 size paper and following details shall include;

- a. **Name of the project** (main heading)
- b. **Introduction:** A brief introduction about the project including purpose(s), justification, site specific details etc.
- c. **Project site/location description:** Atoll, Island and geographical coordinates (for lagoon/reef). Map can be used.
- d. **Project details:** Brief description for the activities proposed (marked in the application). Or any other coastal works that does not cover in the AP-2 form.
 - Jetties/overwater structures
 - Beach nourishments
 - Dredging and reclamation
 - Harbor construction
 - Coastal protection measures
 - Access channel dredging, maintenance dredging
 - Coral nurseries
 - Offshore solar project or any other experimental project.
 - Seaplane platform or any other anchored structure.
 - Removal of seagrass etc.
- e. **Equipment's and method:**
 - Major equipment's that will be used in each activity.
 - Brief description construction methods that will be applied to each activity.
- f. **Project schedule:** Shall include duration of proposed project activities stating the starting and end date of the project.

2. CONCEPT PLAN


- a. Concept plan that submit along with AP-2 form must be drawn specifically for coastal modification clearly stating proposed activities. If developer submit approved development concept, it should clearly make the proposed changes.
- b. Concept plan submit along with AP-2 form shall be drawn as per the layout provided (page 2) and concept should be in color format.
- c. Concept plan shall be in A3 size paper with three copies.

SAMPLE PLAN - 1

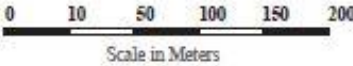



Text

SAMPLE PLAN - 2



Text



MAP LEGEND	
Text	
ADDITIONAL INFORMATION	
Text	
PROJECT TITLE	
PROJECT LOCATION	
Atoll :	
Island:	
Lagoon (GPS Coordinates):	
DEVELOPER	
Name :	
Address:	
CONSULTANT (REGISTERED)	
Name :	
Address:	
Date:	
CONCEPT DESIGNED BY:	
Name :	Sheet No:
Concept No:	1/2
Date:	