

MINISTRY OF TOURISM

# MONTHLY STATISTICS

## FEBRUARY 2019



# Maldives Tourism Performance

at end February 2019

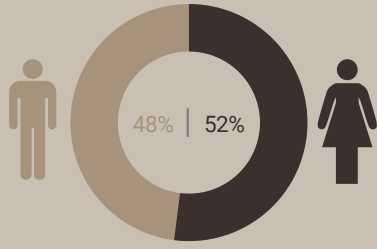
## ARRIVALS

# 320,135

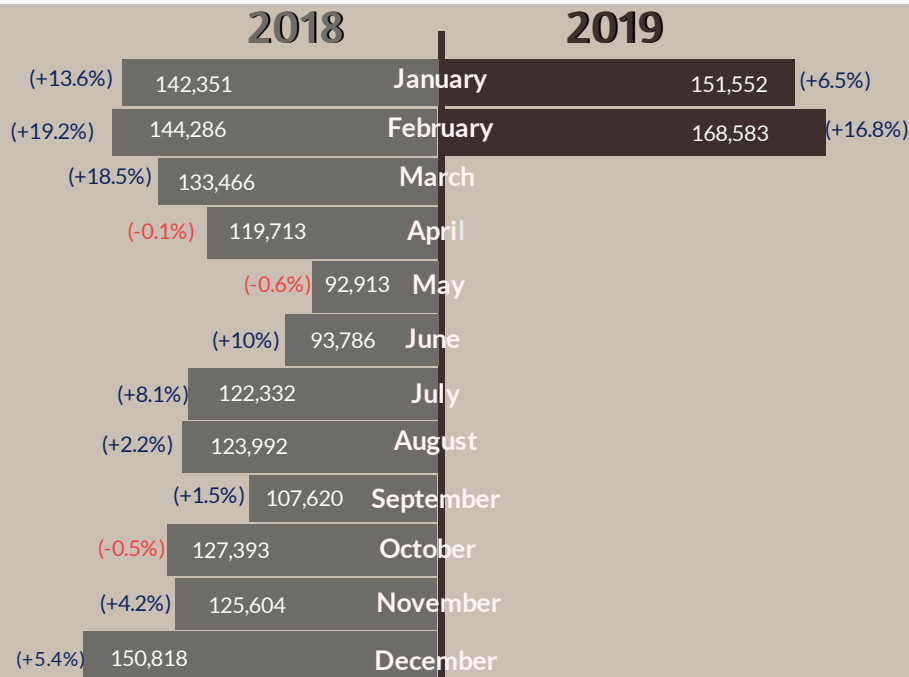
## VISITORS

at end February 2019


**+11.7%** increase over 2018



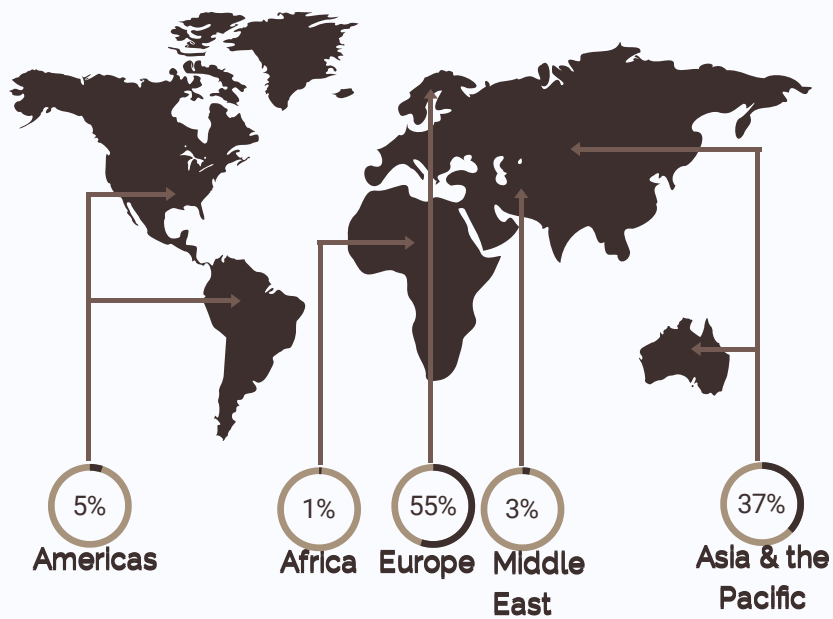
## MONTHLY ARRIVAL TOTALS



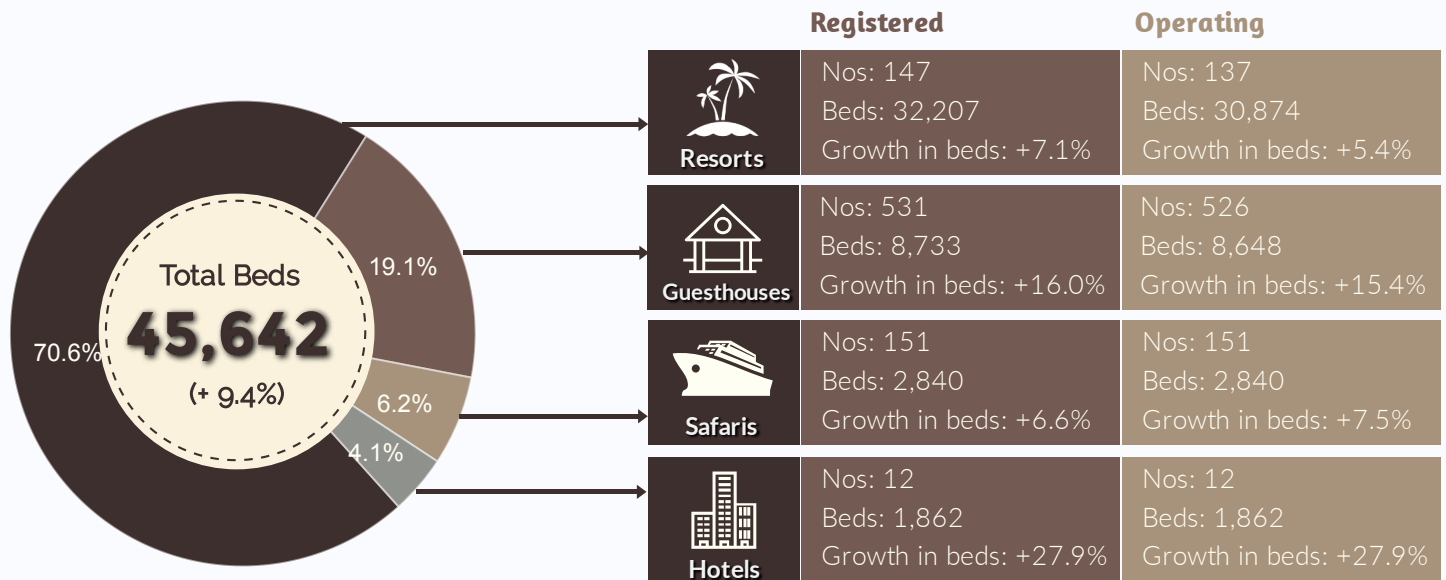
## TOP 10 MARKETS



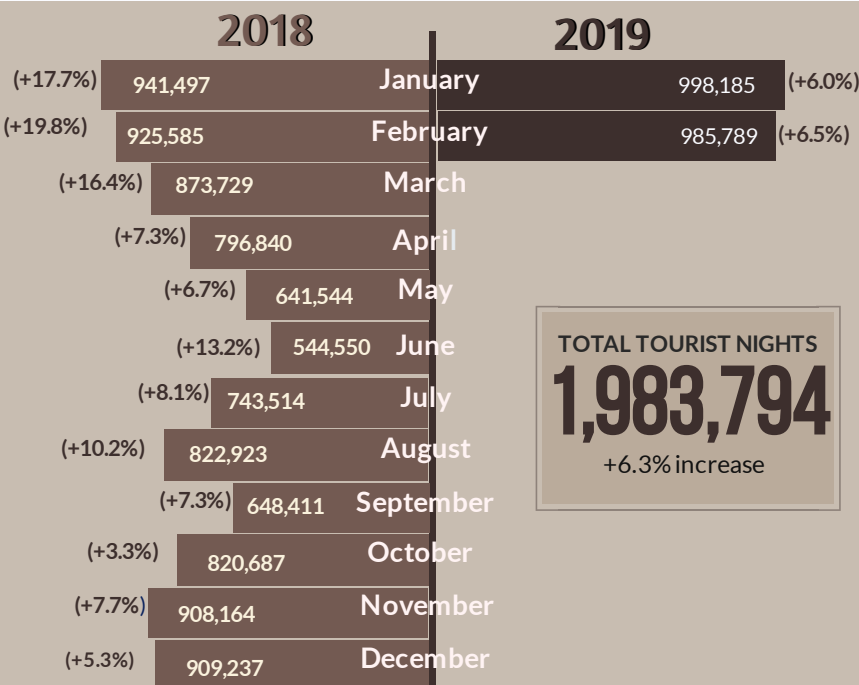
## ARRIVALS BY REGION



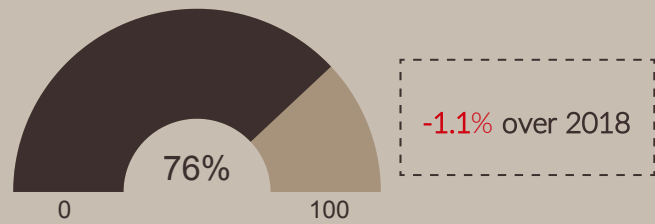
## BED CAPACITY OF TOURIST FACILITIES



## BED NIGHTS



## OCCUPANCY RATE



## AVERAGE STAY



**TOURIST ARRIVALS BY NATIONALITY, January - February 2019**

REGION / NATIONALITY	February				January - February				Market Ranking 2019
	2018	2019	% Change	% Share 2019	2018	2019	% Change	% Share 2019	
<b>EUROPE</b>	<b>79,710</b>	<b>93,617</b>	<b>17.4</b>	<b>55.5</b>	<b>156,313</b>	<b>177,145</b>	<b>13.3</b>	<b>55.3</b>	
<b>CENTRAL / EASTERN EUROPE</b>	<b>17,512</b>	<b>19,730</b>	<b>12.7</b>	<b>11.7</b>	<b>38,261</b>	<b>41,809</b>	<b>9.3</b>	<b>13.1</b>	
Belarus	221	259	17.2	0.2	479	605	26.3	0.2	57
Bulgaria	953	1,143	19.9	0.7	1,732	2,053	18.5	0.6	30
Czech Republic	2,204	2,366	7.4	1.4	3,548	3,640	2.6	1.1	16
Hungary	1,258	1,712	36.1	1.0	2,714	3,536	30.3	1.1	18
Kazakhstan	296	299	1.0	0.2	956	1,048	9.6	0.3	42
Latvia	172	184	7.0	0.1	315	350	11.1	0.1	64
Lithuania	332	365	9.9	0.2	637	645	1.3	0.2	54
Poland	1,424	1,751	23.0	1.0	3,154	3,799	20.5	1.2	14
Romania	1,188	1,280	7.7	0.8	2,380	2,741	15.2	0.9	24
Russia	6,953	7,334	5.5	4.4	16,548	17,002	2.7	5.3	7
Slovakia	942	1,272	35.0	0.8	1,715	2,067	20.5	0.6	29
Ukraine	1,099	1,267	15.3	0.8	2,833	3,150	11.2	1.0	20
Other Central / Eastern Europe	470	498	6.0	0.3	1,250	1,173	-6.2	0.4	40
<b>NORTHERN EUROPE</b>	<b>17,293</b>	<b>19,804</b>	<b>14.5</b>	<b>11.7</b>	<b>31,962</b>	<b>34,671</b>	<b>8.5</b>	<b>10.8</b>	
Denmark	2,025	2,242	10.7	1.3	3,348	3,590	7.2	1.1	17
Finland	726	806	11.0	0.5	1,510	1,495	-1.0	0.5	33
Ireland	309	347	12.3	0.2	692	715	3.3	0.2	51
Norway	728	746	2.5	0.4	1,236	1,283	3.8	0.4	37
Sweden	2,109	2,063	-2.2	1.2	4,299	3,770	-12.3	1.2	15
United Kingdom	11,362	13,564	19.4	8.0	20,804	23,739	14.1	7.4	4
Other Northern Europe	34	36	5.9	0.0	73	79	8.2	0.0	79
<b>SOUTHERN EUROPE</b>	<b>16,883</b>	<b>21,644</b>	<b>28.2</b>	<b>12.8</b>	<b>34,399</b>	<b>42,016</b>	<b>22.1</b>	<b>13.1</b>	
Croatia	143	258	80.4	0.2	465	687	47.7	0.2	52
Greece	204	258	26.5	0.2	413	534	29.3	0.2	60
Italy	13,962	17,795	27.5	10.6	28,291	34,563	22.2	10.8	2
Portugal	408	509	24.8	0.3	864	1,041	20.5	0.3	43
Serbia	297	411	38.4	0.2	636	716	12.6	0.2	50
Slovenia	561	708	26.2	0.4	811	1,064	31.2	0.3	41
Spain	1,129	1,392	23.3	0.8	2,444	2,777	13.6	0.9	23
Other Southern Europe	179	313	74.9	0.2	475	634	33.5	0.2	55
<b>WESTERN EUROPE</b>	<b>26,881</b>	<b>30,889</b>	<b>14.9</b>	<b>18.3</b>	<b>48,444</b>	<b>55,212</b>	<b>14.0</b>	<b>17.2</b>	
Austria	3,021	3,285	8.7	1.9	5,311	5,878	10.7	1.8	11
Belgium	684	669	-2.2	0.4	1,282	1,345	4.9	0.4	36
France	8,058	10,730	33.2	6.4	14,393	17,883	24.2	5.6	6
Germany	9,785	11,140	13.8	6.6	18,114	20,959	15.7	6.5	5
Netherlands / Holland	1,112	1,127	1.3	0.7	2,120	2,184	3.0	0.7	28
Switzerland	4,132	3,819	-7.6	2.3	7,059	6,785	-3.9	2.1	10
Other Western Europe	89	119	33.7	0.1	165	178	7.9	0.1	72
<b>EAST MEDITERRANEAN EUROPE</b>	<b>1,141</b>	<b>1,550</b>	<b>35.8</b>	<b>0.9</b>	<b>3,247</b>	<b>3,437</b>	<b>5.9</b>	<b>1.1</b>	
Israel	382	462	20.9	0.3	848	1,032	21.7	0.3	44
Turkey	719	1,001	39.2	0.6	2,286	2,257	-1.3	0.7	27
Other East Mediterranean Europe	40	87	117.5	0.1	113	148	31.0	0.0	75

<b>ASIA &amp; THE PACIFIC</b>	<b>55,348</b>	<b>61,890</b>	<b>11.8</b>	<b>36.7</b>	<b>107,873</b>	<b>117,006</b>	<b>8.5</b>	<b>36.5</b>	
<b>NORTH EAST ASIA</b>	<b>40,522</b>	<b>39,347</b>	<b>-2.9</b>	<b>23.3</b>	<b>73,456</b>	<b>72,548</b>	<b>-1.2</b>	<b>22.7</b>	
China	33,506	31,285	-6.6	18.6	59,336	57,089	-3.8	17.8	1
Japan	3,715	3,957	6.5	2.3	6,853	7,083	3.4	2.2	9
Korea	2,078	2,582	24.3	1.5	5,066	5,651	11.5	1.8	13
Taiwan	1,216	1,491	22.6	0.9	2,137	2,632	23.2	0.8	25
Other North East Asia	7	32	357.1	0.0	64	93	45.3	0.0	78
<b>SOUTH EAST ASIA</b>	<b>5,184</b>	<b>5,305</b>	<b>2.3</b>	<b>3.1</b>	<b>10,479</b>	<b>10,076</b>	<b>-3.8</b>	<b>3.1</b>	
Indonesia	453	266	-41.3	0.2	824	558	-32.3	0.2	58
Malaysia	1,405	1,565	11.4	0.9	2,587	3,041	17.5	0.9	21
Myanmar	69	61	-11.6	0.0	124	132	6.5	0.0	76
Philippines	548	605	10.4	0.4	1,234	1,183	-4.1	0.4	39
Singapore	580	755	30.2	0.4	1,439	1,601	11.3	0.5	32
Thailand	1,564	1,414	-9.6	0.8	3,305	2,544	-23.0	0.8	26
Viet Nam	504	582	15.5	0.3	823	843	2.4	0.3	47
Other South East Asia	61	57	-6.6	0.0	143	174	21.7	0.1	73
<b>SOUTH ASIA</b>	<b>7,621</b>	<b>14,395</b>	<b>88.9</b>	<b>8.5</b>	<b>18,522</b>	<b>28,036</b>	<b>51.4</b>	<b>8.8</b>	
Bangladesh	267	287	7.5	0.2	793	660	-16.8	0.2	53
India	6,038	12,584	108.4	7.5	14,519	24,217	66.8	7.6	3
Iran	88	101	14.8	0.1	192	174	-9.4	0.1	73
Pakistan	391	457	16.9	0.3	1,076	957	-11.1	0.3	45
Sri Lanka	740	874	18.1	0.5	1,735	1,845	6.3	0.6	31
Other South Asia	97	92	-5.2	0.1	207	183	-11.6	0.1	71
<b>OCEANIA</b>	<b>2,021</b>	<b>2,843</b>	<b>40.7</b>	<b>1.7</b>	<b>5,416</b>	<b>6,346</b>	<b>17.2</b>	<b>2.0</b>	
Australia	1,816	2,570	41.5	1.5	4,931	5,773	17.1	1.8	12
New Zealand	202	269	33.2	0.2	479	557	16.3	0.2	59
Other Oceania	3	4	0.0	0.0	6	16	166.7	0.0	81
<b>AMERICAS</b>	<b>5,780</b>	<b>8,358</b>	<b>44.6</b>	<b>5.0</b>	<b>12,361</b>	<b>15,597</b>	<b>26.2</b>	<b>4.9</b>	
Argentina	408	298	-27.0	0.2	989	732	-26.0	0.2	49
Brazil	607	654	7.7	0.4	1,290	1,454	12.7	0.5	34
Canada	992	1,667	68.0	1.0	2,007	2,818	40.4	0.9	22
Mexico	91	107	17.6	0.1	162	206	27.2	0.1	69
U.S.A.	3,391	5,302	56.4	3.1	7,321	9,756	33.3	3.0	8
Other Americas	291	330	13.4	0.2	592	631	6.6	0.2	56
<b>MIDDLE EAST</b>	<b>2,723</b>	<b>3,651</b>	<b>34.1</b>	<b>2.2</b>	<b>8,290</b>	<b>7,851</b>	<b>-5.3</b>	<b>2.5</b>	
Egypt	193	265	37.3	0.2	465	513	10.3	0.2	61
Jordan	63	100	58.7	0.1	192	228	18.8	0.1	68
Kuwait	678	999	47.3	0.6	1,161	1,432	23.3	0.4	35
Lebanon	145	145	0.0	0.1	292	291	-0.3	0.1	66
Oman	58	99	70.7	0.1	157	259	65.0	0.1	67
Qatar	71	150	111.3	0.1	261	330	26.4	0.1	65
Saudi Arabia	967	1,269	31.2	0.8	4,558	3,431	-24.7	1.1	19
Syria	73	43	-41.1	0.0	131	119	-9.2	0.0	77
United Arab Emirates	280	389	38.9	0.2	667	874	31.0	0.3	46
Other Middle East	195	192	-1.5	0.1	406	374	-7.9	0.1	62
<b>AFRICA</b>	<b>708</b>	<b>1,050</b>	<b>48.3</b>	<b>0.6</b>	<b>1,765</b>	<b>2,503</b>	<b>41.8</b>	<b>0.8</b>	
Algeria	98	61	-37.8	0.0	174	191	9.8	0.1	70
Morocco	131	148	13.0	0.1	245	355	44.9	0.1	63
South Africa	240	484	101.7	0.3	738	1,204	63.1	0.4	38
Other Africa	239	357	49.4	0.2	608	753	23.8	0.2	48
<b>OTHERS</b>	<b>17</b>	<b>17</b>	<b>0.0</b>	<b>0.0</b>	<b>35</b>	<b>33</b>	<b>-5.7</b>	<b>0.0</b>	
UN Passport Holders	6	6	0.0	0.0	9	11	22.2	0.0	82
Other / Not Stated	11	11	0.0	0.0	26	22	-15.4	0.0	80
<b>TOTAL TOURIST ARRIVALS</b>	<b>144,286</b>	<b>168,583</b>	<b>16.8</b>	<b>100.0</b>	<b>286,637</b>	<b>320,135</b>	<b>11.7</b>	<b>100.0</b>	

Source: Ministry of Tourism (MoT)

Date: 03/03/2019

Data provided by Maldives Immigration