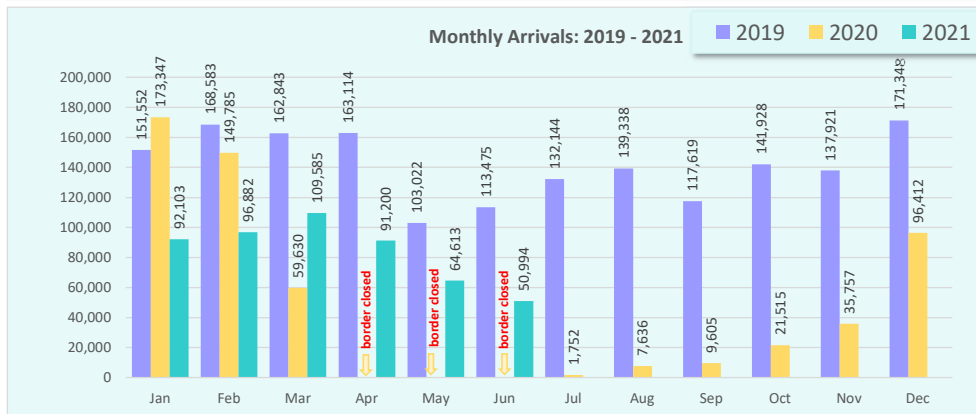
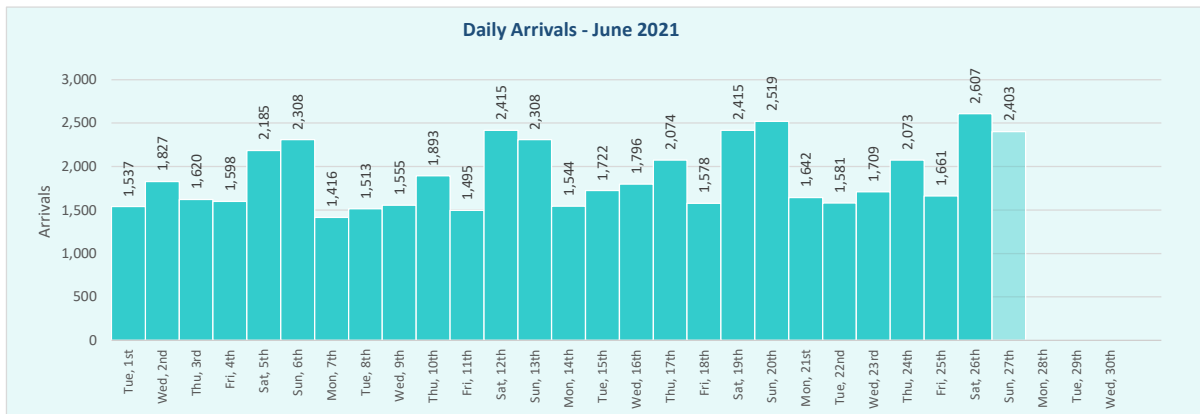


Tourist Arrivals

| | Arrivals | | | Growth % | | Daily Average 2021 | Avg. Duration of Stay 2021 (days) |
|-------------------|----------------|--------------------|----------------|--------------|-------------|--------------------|-----------------------------------|
| | 2019 | 2020 ⁻¹ | 2021 | 2019/2021 | 2020/2021 | | |
| January | 151,552 | 173,347 | 92,103 | -39.2 | -46.9 | 2,971 | 9.2 |
| February | 168,583 | 149,785 | 96,882 | -42.5 | -35.3 | 3,460 | 8.8 |
| March | 162,843 | 59,630 | 109,585 | -32.7 | 83.8 | 3,535 | 8.7 |
| April | 163,114 | 13 | 91,200 | -44.1 | N/A | 3,040 | 9.3 |
| May | 103,022 | 41 | 64,613 | -37.3 | N/A | 2,084 | 9.1 |
| June (1st - 27th) | 101,564 | - | 50,994 | -49.8 | N/A | 1,889 | 9.0 |
| TOTAL | 850,678 | 382,816 | 505,377 | -40.6 | 32.0 | 2,839 | 9.0 |

Note: ⁻¹ International border was closed for tourists from 27th March till 14th July during 2020



TOTAL ARRIVALS 2021
(as of 27 June)
505,377

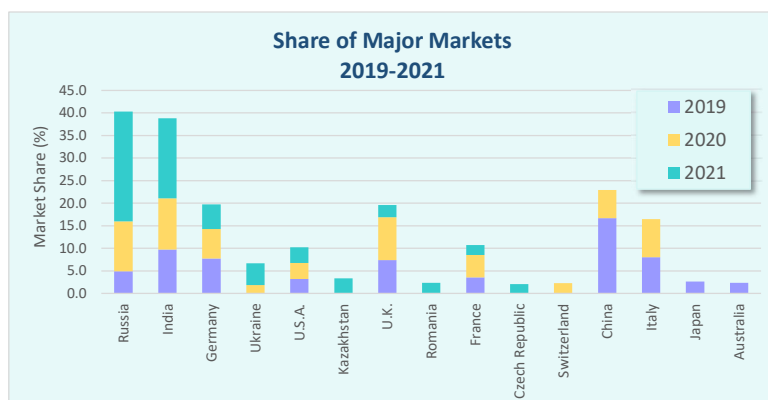
TOTAL ARRIVALS 2020
(end December)
555,494

TOTAL ARRIVALS 2019
(end December)
1,702,887

Top 10 Markets

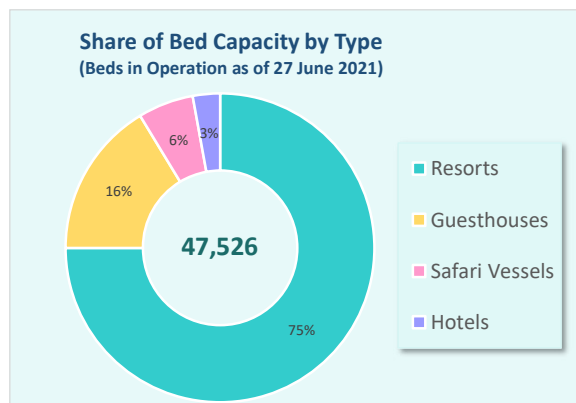
Post COVID 2021 (as of 26 June)

| Rank 2021 | Market | Market Share (%) | Rank pre-COVID |
|-----------|----------------|------------------|----------------|
| 1 | Russia | 24.4 | 6 |
| 2 | India | 17.8 | 2 |
| 3 | Germany | 5.4 | 4 |
| 4 | Ukraine | 4.8 | 23 |
| 5 | U.S.A | 3.8 | 8 |
| 6 | Kazakhstan | 3.3 | 46 |
| 7 | U.K | 2.7 | 5 |
| 8 | Romania | 2.3 | 31 |
| 9 | France | 2.2 | 7 |
| 10 | Czech Republic | 2.1 | 22 |



Tourist Accommodation - 2021 (as of 27 June)

| Type of Facilities | Total Capacity | | Operational Capacity | |
|--------------------|----------------|---------------|----------------------|---------------|
| | Nos. | Beds | Nos. | Beds |
| Resorts / Marinas | 162 | 37,976 | 154 | 35,640 |
| Guesthouses | 703 | 11,364 | 430 | 7,778 |
| Safari Vessels | 160 | 2,986 | 140 | 2,748 |
| Hotels | 11 | 1,528 | 10 | 1,360 |
| Total | 1,036 | 53,854 | 734 | 47,526 |



Guesthouses in Operation (as of 27 June)

| Atolls | Islands | Guesthouses | Beds |
|--------|---------|-------------|-------|
| 18 | 58 | 430 | 7,778 |