



MINISTRY OF TOURISM AND ENVIRONMENT  
REPUBLIC OF MALDIVES

# MALDIVES TOURISM UPDATES

26th March 2026

## 611,439 Visitors

as of 25th March 2026.

## +3.2% Increase

compared to the same period of 2025

## 67,475 Beds

available for visitors. Out of which 45,009 were resort beds

## Key Markets

China (15.2%), Russia (12.4%), United Kingdom (9.5%), Italy (9.2%), Germany (6.6%), and India (4.1%)

## Major Highlights

Maldives Strengthens Role as Global Travel Hub Amid Aviation Disruptions

Condor Resumes Summer Flights to Maldives for 2026 Season





**2024** **2,074,442**

Total Visitors as at year-end

2,046,615 Tourists  
15,610 Business Arrivals  
12,217 Cruise Passengers

**2025** **2,275,088**

Total Visitors as at year-end

2,246,516 Tourists  
20,309 Business Arrivals  
8,263 Cruise Passengers

## International Visitor Arrivals - Monthly


As of 25th Mar 2026

	Jan	Feb	Mar <i>(1st-25th)</i>	Total <i>(as of 25th Mar)</i>	Daily Average
<b>2024 Total Visitors</b>	195,143	218,631	154,870	568,644	6,770
Tourists	192,385	217,392	154,870	564,647	6,722
Business Arrivals	960	1,086	n/a	2,046	n/a
Cruise Passengers	1,798	153	n/a	1,951	n/a
<b>2025 Total Visitors</b>	216,544	216,309	159,637	592,490	7,053
Tourists	214,863	204,091	159,637	588,591	7,007
Business Arrivals	1,465	1,606	n/a	3,071	n/a
Cruise Passengers	216	612	n/a	828	n/a
<b>2026 Total Visitors</b>	227,403	254,365	129,671	611,439	7,279
Tourists	224,788	247,722	129,671	602,181	7,169
Business Arrivals	1,550	1,406	n/a	2,956	n/a
Cruise Passengers	1,065	5,237	n/a	6,302	n/a
<b>Growth % (2026/2025)</b>	5.0	15.7	-18.8	3.2	



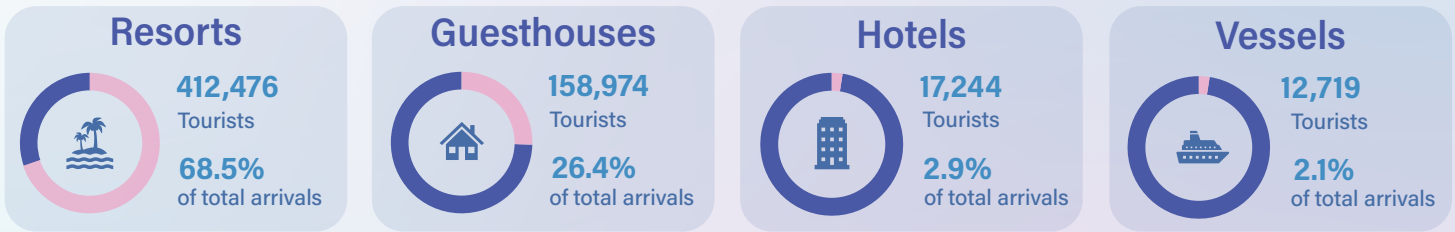
# Top 10 Nationalities & their Accommodation Preference

As of 25th Mar 2026



# Tourist Distribution to Facilities

As of 25th Mar 2026



## Total Visitors by Port of Entry

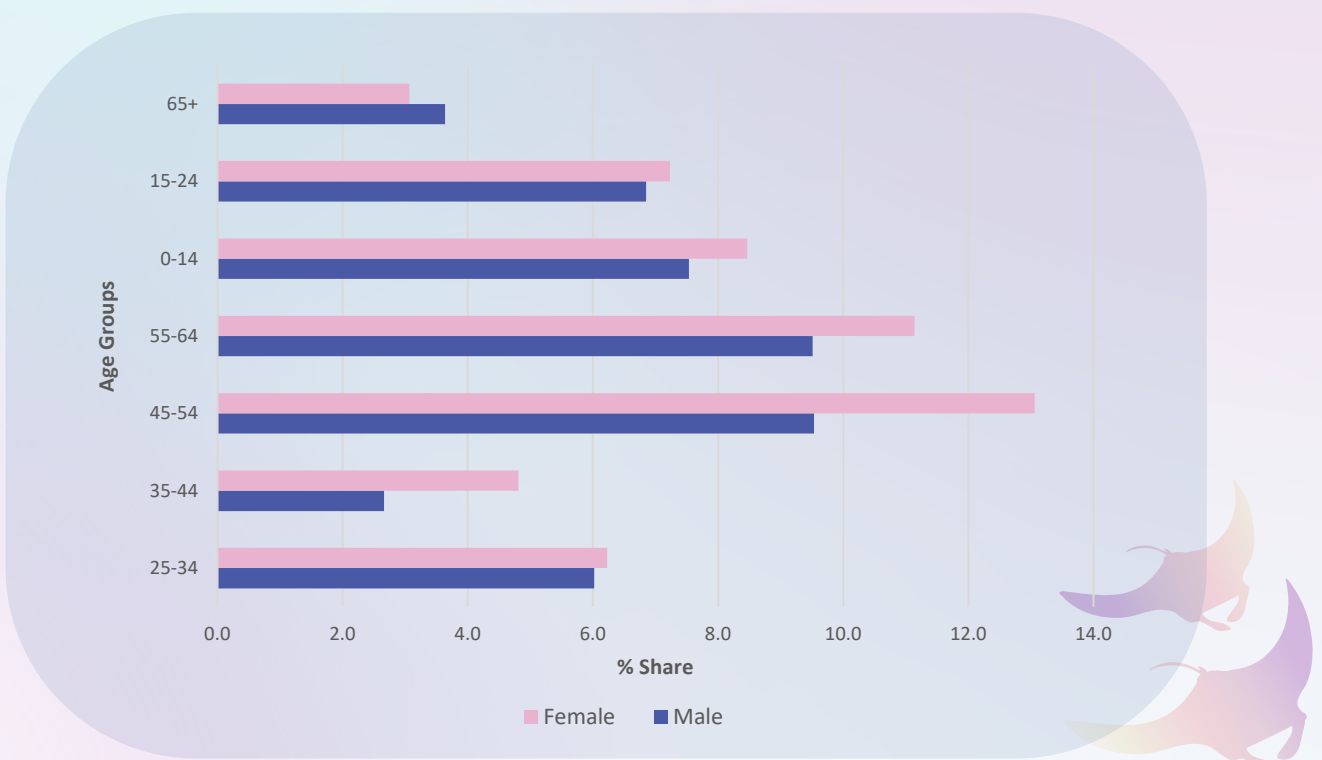
As of 25th Mar 2026



Airports	Arrivals	Share
Velana International Airport	597,259	97.7%
Hanimaadhoo International Airport	1,527	0.2%
Maafaru International Airport	2,326	0.4%
Gan International Airport	2,410	0.4%
Villa International Airport Maamigili	1,109	0.2%
Dhaalu Airport	506	0.1%
Sea Ports	Arrivals	Share
All	6,302	1.0%

## Tourists by Age Group & Gender

As of 25th Mar 2026





# Tourist Accommodation



## Total Capacity

As of 25th Mar 2026

# 98.6%

of the beds were in  
**Operation**

(as of 25th Mar 2026)

	Nos.	Beds
Resorts	186	45,995
Guesthouses	928	16,437
Hotels	16	2,598
Tourist Vessels	171	3,497
<b>Total</b> (As of 25th Mar)	<b>1,301</b>	<b>68,527</b>

## Capacity in Operation

As of 25th Mar 2026



Resorts

# 67%

of total bed capacity in **19 atolls**  
**180** resorts/islands with **45,009** beds



Guesthouses

# 24%

of total bed capacity  
in **114 islands** of **20 atolls**  
**928** guesthouses with **16,437** beds



Hotels

# 4%

of total bed capacity  
in **9 islands** of **8 atolls**  
**16** hotels with **2,598** beds



Vessels

# 5%

of total bed capacity  
**171** tourist vessels with **3,497** beds



# Arrivals & Beds Distribution by Atolls

As of 25th Mar 2026

Atolls	Arrivals (Resorts, Hotels & Guesthouses)	Beds			
		Total	Resorts	Hotels	Guesthouses
Haa Alifu	4,584	730	448		282
Haa Dhaalu	2,008	392	162	104	126
Shaviyani	4,833	516	444		72
Noonu	25,299	2,806	2,580		226
Raa	44,579	4,954	4,560	300	94
Baa	35,125	4,852	3,424	150	1,278
Lhaviyani	26,483	3,370	3,326		44
Kaafu	259,751	25,022	15,650	1,604	7,768
Alifu Alifu	48,675	4,937	2,518		2,419
Alifu Dhaalu	54,728	6,236	4,298	88	1,850
Vaavu	20,124	1,628	794	52	782
Meemu	5,565	686	614		72
Faafu	1,800	346	250		96
Dhaalu	24,750	2,968	2,864		104
Thaa	1,130	290	152		138
Laamu	2,735	500	360		140
Gaafu Alifu	11,208	1,589	1,301	144	144
Gaafu Dhaalu	5,741	566	440		126
Gnaviyani	3,249	370			370
Seenu	6,328	1,286	824	156	306
<b>Total</b>	<b>588,695</b>	<b>64,044</b>	<b>45,009</b>	<b>2,598</b>	<b>16,437</b>





# Air Connectivity

UPDATED ON FEBRUARY 2026



AIRLINES		NO. FLIGHTS (WEEKLY)	NO. PAX	AIRLINES		NO. FLIGHTS (WEEKLY)	NO. PAX	AIRLINES		NO. FLIGHTS (WEEKLY)	NO. PAX
AEROFLOT	AEROFLOT	20	13,136	CONDOR	CONDOR	10	5,639	SICHUAN AIRLINES	SICHUAN AIRLINES	9	2,354
AIR ARABIA	AIR ARABIA	28	6,979	EDELWEISS	EDELWEISS	6	3,196	SINGAPORE AIRLINES	SINGAPORE AIRLINES	28	13,535
AIR ASIA	AIR ASIA	34	10,198	EMIRATES	EMIRATES	71	32,191	SRILANKAN AIRLINES	SRILANKAN AIRLINES	42	16,794
AIR ASIA THAILAND	AIR ASIA THAILAND	14	4,605	ETIHAD AIRWAYS	ETIHAD AIRWAYS	42	20,370	TURKISH AIRLINES	TURKISH AIRLINES	20	10,467
AIR ASTANA	AIR ASTANA	9	2,402	EUROWINGS	EUROWINGS	4	1,957	US BANGLA AIRLINES	US BANGLA AIRLINES	10	3,336
AIR INDIA	AIR INDIA	15	3,872	FITS AVIATION	FITS AVIATION	19	4,390	UZBEKISTAN AIRWAYS	UZBEKISTAN AIRWAYS	1	304
AUSTRIAN AIRLINES	AUSTRIAN AIRLINES	11	6,467	FLY DUBAI	FLY DUBAI	60	13,620	VIRGIN ATLANTIC	VIRGIN ATLANTIC	14	6,275
AZERBAIJAN AIRLINES	AZERBAIJAN AIRLINES	6	1,276	GULF AIR	GULF AIR	33	3,860	XIAMEN AIR	XIAMEN AIR	7	1,720
AZUR AIR RUSSIA	AZUR AIR RUSSIA	6	837	HISKY EUROPE	HISKY EUROPE	2	633				
BANGKOK AIRWAYS	BANGKOK AIRWAYS	1	48	HONG KONG AIRLINES	HONG KONG AIRLINES	14	5,962				
BATIK AIR	BATIK AIR	14	3,311	INDIGO	INDIGO	56	13,666				
BEIJING CAPITAL AIRLINES	BEIJING CAPITAL AIRLINES	7	3,224	ITA AIRWAYS	ITA AIRWAYS	8	4,117				
BEOND	BEOND	15	761	MALAYSIAN AIRLINES	MALAYSIAN AIRLINES	22	6,615				
BRITISH AIRWAYS	BRITISH AIRWAYS	14	6,608	MALDIVIAN	MALDIVIAN	29	6,858				
CENTRUM AIR	CENTRUM AIR	2	378	NEOS	NEOS	6	4,030				
CHINA EASTERN	CHINA EASTERN	24	7,294	QATAR AIRWAYS	QATAR AIRWAYS	42	16,420				
CHONGQING AIRLINES	CHONGQING AIRLINES	6	1,221	SAUDIA	SAUDIA	5	595				

## Maldives Strengthens Role as Global Travel Hub Amid Aviation Disruptions




The Maldives is reinforcing its position as a resilient global tourism hub as rising private jet arrivals and expanded airline services help offset aviation disruptions linked to unrest in the Middle East. Between 28 February and 14 March, 128 private jets arrived in the country, marking a 166% increase compared to the same period last year. This surge highlights a shift among high-end travelers toward private aviation, driven by the need for more reliable and direct travel options amid delays and cancellations on commercial routes.

Daily private jet arrivals have more than doubled, averaging over twelve per day and peaking at eighteen in a single day. While Velana International Airport remains the main gateway, Maafaru International Airport has emerged as a key hub for private aviation following recent infrastructure expansion, enabling it to handle increased ultra-luxury traffic.

At the same time, airlines such as Edelweiss Air, Air India, and Aeroflot have adjusted routes and added flights to maintain connectivity while avoiding affected airspace. Together, these developments highlight the Maldives' strong adaptability, ensuring continued accessibility and reinforcing its status as a reliable destination despite global travel uncertainties.



## Condor Resumes Summer Flights to Maldives for 2026 Season



The Maldives is set to enhance its connectivity with Germany as Condor resumes seasonal summer flights to Malé for 2026, marking the return of a key European carrier after several years. Services will operate multiple times per week between Frankfurt and Velana International Airport from 1 May to 31 October, aligning with the European summer travel period.

The move reflects strong demand from the German market, which remains one of the Maldives' most established source markets, supported by active tour operator networks and high repeat visitation. Increased airlift is expected to boost arrivals during the summer months, which are gaining traction due to competitive pricing and diversified tourism offerings.

Condor's return also strengthens access from wider European markets and signals continued confidence in the Maldives as a leading long-haul leisure destination. At a time of global aviation disruptions, particularly across parts of the Middle East, additional direct connectivity from Europe provides greater travel flexibility and supports sustained tourism growth.



TOURISM RESEARCH & STATISTICS SECTION

Ministry of Tourism and Environment

5th Floor | Velanaage | Ameeru Ahmed Magu | Male' | Republic of Maldives

🌐 [www.tourism.gov.mv](http://www.tourism.gov.mv) ✉ [stat@tourism.gov.mv](mailto:stat@tourism.gov.mv) ☎ +960 3022235 | 3022250 | 3022200

