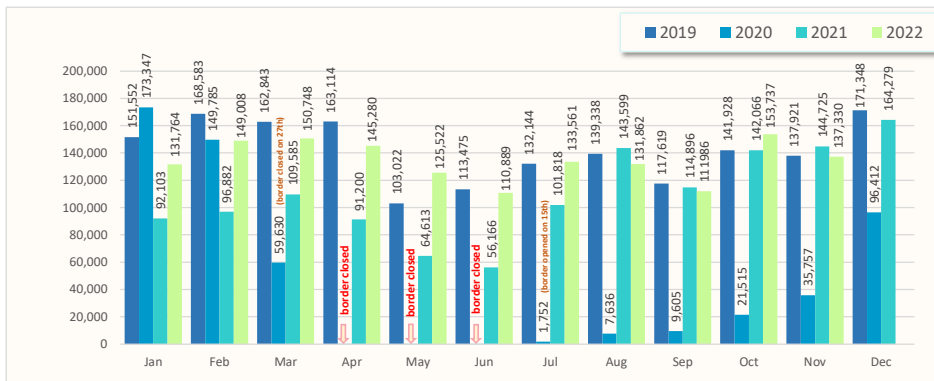
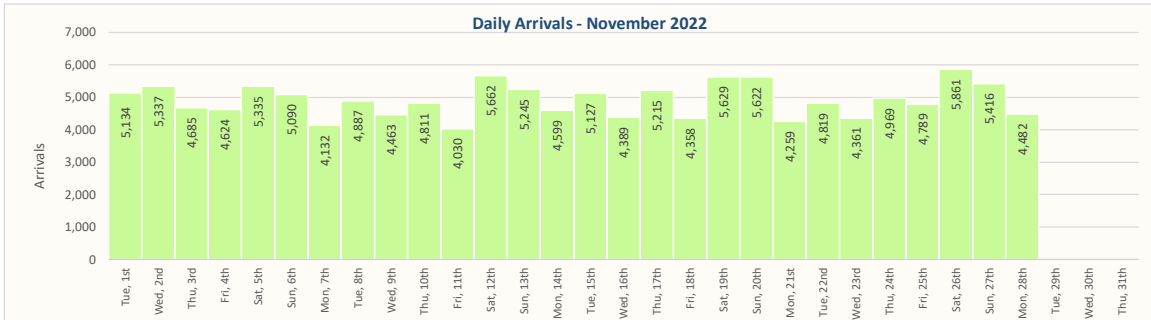


## Tourist Arrivals

	Arrivals				Growth %		Daily Average			Avg. Duration of Stay 2022	
	2019	2020 <sup>-1</sup>	2021	2022	2022/2019	2022/2021	2019	2020	2021		2022
January	151,552	173,347	92,103	131,764	-13.1	43.1	4,889	5,592	2,971	4,250	9.0
February	168,583	149,785	96,882	149,008	-11.6	53.8	6,021	5,165	3,460	5,322	8.6
March	162,843	59,630	109,585	150,748	-7.4	37.6	5,253	1,924	3,535	4,863	8.0
April	163,114	13	91,200	145,280	-10.9	59.3	5,437	-	3,040	4,843	8.1
May	103,022	41	64,613	125,522	21.8	94.3	3,323	-	2,084	4,049	7.2
June	113,475	1	56,166	110,889	-2.3	97.4	3,783	-	1,872	3,696	7.7
July	132,144	1,752	101,818	133,561	1.1	31.2	4,263	110	3,284	4,308	8.3
August	139,338	7,636	143,599	131,862	-5.4	-8.2	4,495	246	4,632	4,254	8.3
September	117,619	9,605	114,896	111,986	-4.8	-2.5	3,921	320	3,830	3,733	7.8
October	141,928	21,515	142,066	153,737	8.3	8.2	4,578	694	4,583	4,959	7.7
November (1st - 28th)	128,230	32,278	135,290	137,330	7.1	1.5	4,580	1,153	4,832	4,905	7.8
<b>TOTAL</b>	<b>1,521,848</b>	<b>455,603</b>	<b>1,148,218</b>	<b>1,481,687</b>	<b>-2.6</b>	<b>29.0</b>	<b>4,584</b>	<b>1,433</b>	<b>3,458</b>	<b>4,463</b>	<b>8.1</b>

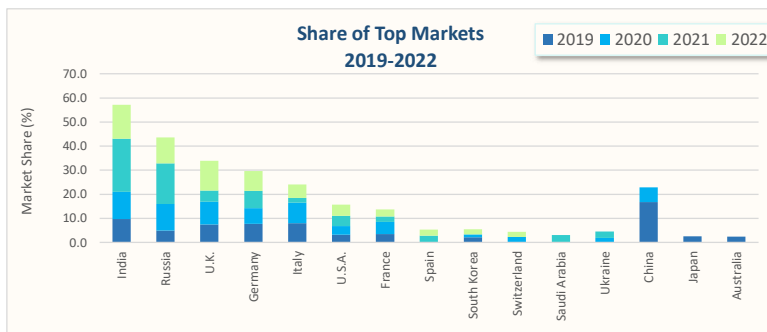
Note: <sup>-1</sup> International border was closed for tourists from 27<sup>th</sup> March till 14<sup>th</sup> July during 2020



<b>TOTAL ARRIVALS 2022 (as of 28 Nov)</b>	<b>1,481,687</b>
<b>TOTAL ARRIVALS 2021</b>	<b>1,321,937</b>
<b>TOTAL ARRIVALS 2020</b>	<b>555,494</b>
<b>TOTAL ARRIVALS 2019</b>	<b>1,702,887</b>

### Top 10 Markets 2022 (as of 28 Nov)

Rank 2022	Market	Market Share (%)	Rank 2019
1	India	14.0	2
2	Russia	12.2	6
3	United Kingdom	10.9	5
4	Germany	8.2	4
5	Italy	5.5	3
6	United States	4.8	8
7	France	2.8	7
8	Spain	2.6	12
9	South Korea	2.2	11
10	Switzerland	2.1	16



### Tourist Accommodation - 2022 (as of 28 Nov)

Type of Facilities	Total Capacity		Operational Capacity	
	Nos.	Beds	Nos.	Beds
Resorts / Marinas	170	41,647	166	40,765
Guesthouses	858	14,054	858	14,054
Homestay	3	16	3	16
Safari Vessels	157	2,880	157	2,880
Hotels	13	1,616	13	1,616
<b>Total</b>	<b>1,201</b>	<b>60,213</b>	<b>1,197</b>	<b>59,331</b>

Atolls	Islands	Guesthouses	Beds
20	110	858	14,054

