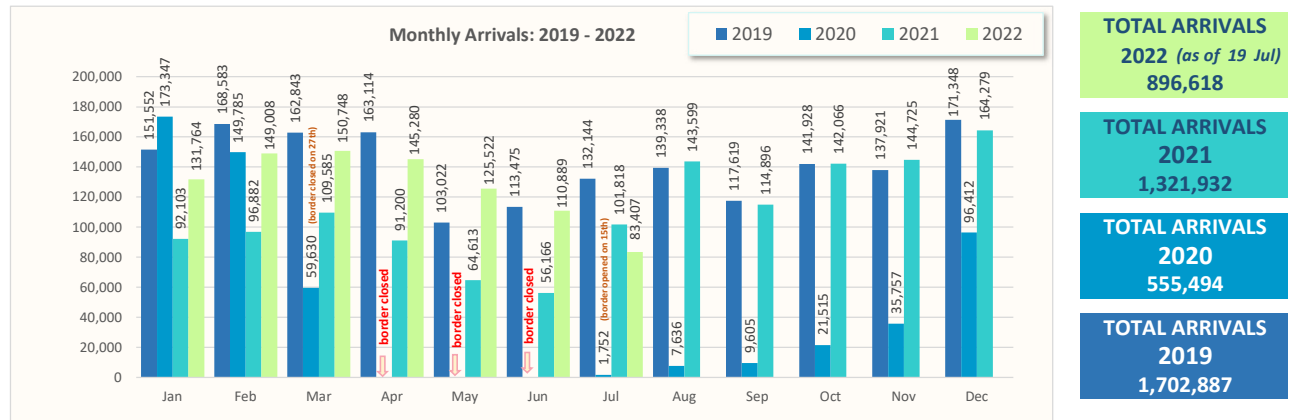
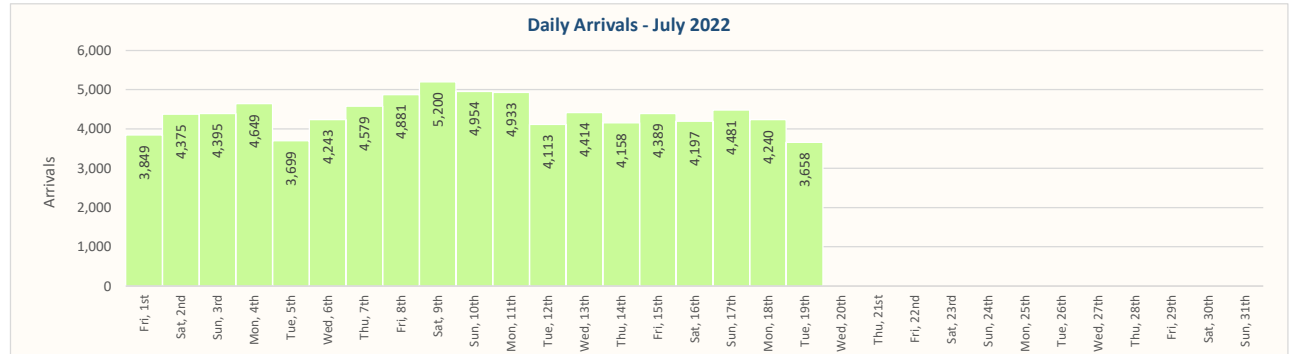


## Tourist Arrivals

|                   | Arrivals       |                    |                |                | Growth %    |             | Daily Average |              |              | Avg. Duration of Stay 2022 |            |
|-------------------|----------------|--------------------|----------------|----------------|-------------|-------------|---------------|--------------|--------------|----------------------------|------------|
|                   | 2019           | 2020 <sup>-1</sup> | 2021           | 2022           | 2022/2019   | 2022/2021   | 2019          | 2020         | 2021         |                            |            |
| January           | 151,552        | 173,347            | 92,103         | 131,764        | -13.1       | 43.1        | 4,889         | 5,592        | 2,971        | 4,250                      | 9.0        |
| February          | 168,583        | 149,785            | 96,882         | 149,008        | -11.6       | 53.8        | 6,021         | 5,349        | 3,460        | 5,322                      | 8.6        |
| March             | 162,843        | 59,630             | 109,585        | 150,748        | -7.4        | 37.6        | 5,253         | 1,924        | 3,535        | 4,863                      | 8.0        |
| April             | 163,114        | 13                 | 91,200         | 145,280        | -10.9       | 59.3        | 5,437         | -            | 3,040        | 4,843                      | 8.1        |
| May               | 103,022        | 41                 | 64,613         | 125,522        | 21.8        | 94.3        | 3,323         | -            | 2,084        | 4,049                      | 7.2        |
| June              | 113,475        | 1                  | 56,166         | 110,889        | -2.3        | 97.4        | 3,783         | -            | 1,872        | 3,696                      | 7.7        |
| July (1st - 19th) | 79,513         | 611                | 57,652         | 83,407         | 4.9         | 44.7        | 4,185         | 122          | 3,034        | 4,390                      | 8.1        |
| <b>TOTAL</b>      | <b>942,102</b> | <b>383,428</b>     | <b>568,201</b> | <b>896,618</b> | <b>-4.8</b> | <b>57.8</b> | <b>4,711</b>  | <b>2,061</b> | <b>2,841</b> | <b>4,483</b>               | <b>8.1</b> |

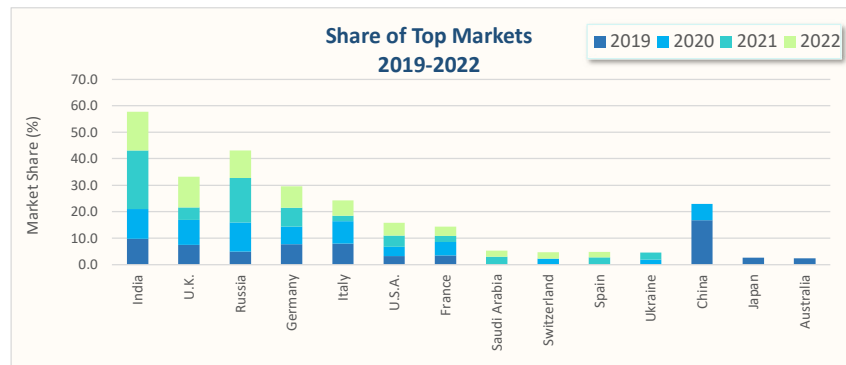
Note: <sup>-1</sup> International border was closed for tourists from 27<sup>th</sup> March till 14<sup>th</sup> July during 2020



|  |
|--|
| <b>TOTAL ARRIVALS</b><br>2022 (as of 19 Jul)<br><b>896,618</b> |
| <b>TOTAL ARRIVALS</b><br>2021<br><b>1,321,932</b>              |
| <b>TOTAL ARRIVALS</b><br>2020<br><b>555,494</b>                |
| <b>TOTAL ARRIVALS</b><br>2019<br><b>1,702,887</b>              |

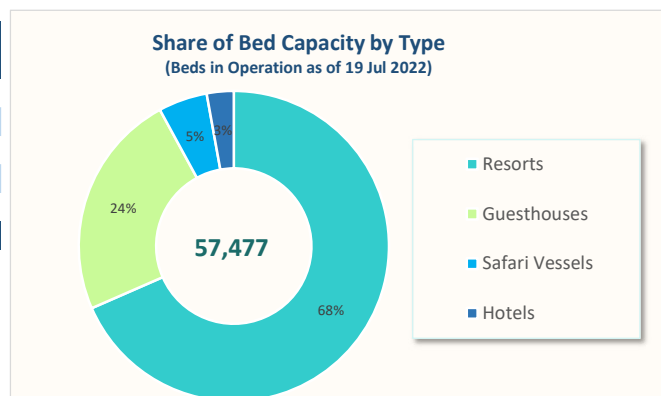
### Top 10 Markets 2022 (as of 19 Jul)

| Rank 2022 | Market       | Market Share (%) | Rank 2019 |
|-----------|--------------|------------------|-----------|
| 1         | India        | 14.7             | 2         |
| 2         | U.K          | 11.6             | 5         |
| 3         | Russia       | 10.4             | 6         |
| 4         | Germany      | 8.1              | 4         |
| 5         | Italy        | 5.8              | 3         |
| 6         | USA          | 4.8              | 8         |
| 7         | France       | 3.5              | 7         |
| 8         | Saudi Arabia | 2.4              | 16        |
| 9         | Switzerland  | 2.2              | 13        |
| 10        | Spain        | 2.1              | 12        |



### Tourist Accommodation - 2022 (as of 19 Jul)

| Type of Facilities | Total Capacity |               | Operational Capacity |               |
|--------------------|----------------|---------------|----------------------|---------------|
|                    | Nos.           | Beds          | Nos.                 | Beds          |
| Resorts / Marinas  | 170            | 40,643        | 163                  | 39,331        |
| Guesthouses        | 835            | 13,608        | 834                  | 13,596        |
| Homestay           | 2              | 10            | 2                    | 10            |
| Safari Vessels     | 155            | 2,924         | 155                  | 2,924         |
| Hotels             | 13             | 1,616         | 13                   | 1,616         |
| <b>Total</b>       | <b>1,175</b>   | <b>58,801</b> | <b>1,167</b>         | <b>57,477</b> |



| Atolls | Islands | Guesthouses | Beds   |
|--------|---------|-------------|--------|
| 20     | 109     | 834         | 13,596 |